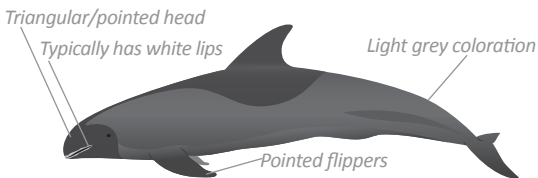
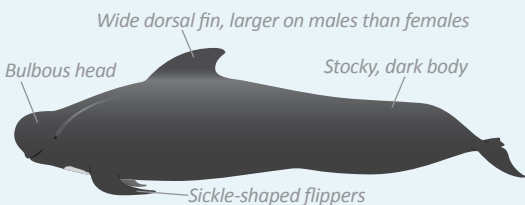


BLACKFISH I.D. CARD



MELON-HEADED WHALE

**8-9ft • Typically traveling or resting at the surface
Known to bowride • Groups of ~150+**




SHORT-FINNED PILOT WHALE

**12-18ft • Typically resting at the surface or traveling
Known to spy-hop • Groups of 15-20, typically spread
into multiple sub-groups**



PYGMY KILLER WHALE

**7-8ft • Typically resting at the surface
or traveling • Groups of ~11**



FALSE KILLER WHALE

**15-20ft • Fast moving & acrobatic • Known to bowride
Groups of ~12-18 • Typically spread over many miles**

FALSE KILLER WHALE PREY I.D. CARD



Yellowfin Tuna
Ahi




Albacore Tuna
Ahi palaha




Skipjack Tuna
Aku



Scrawled File Fish
Loulou or Oilepa



Broadbill Swordfish
A'u ku




Dolphin Fish
Mahi mahi




Wahoo
Ono




Lustrous Pomfret
Monchong




Threadfin Jack
Kagami ulua



Bluefin Trevally
Omliu



Giant Trevally
Ulua aukea



Greater Amberjack
Kahala

**If you see a False Killer Whale immediately
contact Chief Scientist Jens Currie (808) 990-5544**

The false killer whale Main Hawaiian Islands insular population is endangered with a population of less than 200. Each encounter provides a significant advancement in the limited knowledge about this species, making public reporting vital.