

Deep-diving behaviour of the northern bottlenose whale, *Hyperoodon ampullatus* (Cetacea: Ziphiidae)

Sascha K. Hooker¹ and Robin W. Baird²

Biology Department, Dalhousie University, Halifax, Nova Scotia B3H 4J1, Canada

¹Author to whom correspondence should be addressed

²*Current address: Pacific Whale Foundation, 101 North Kihei Road, Kihei, Hawaii, 96753 USA*

(shooker@is2.dal.ca; rwbaird@is.dal.ca)

Proceeding of the Royal Society, London B: in press

SUMMARY

Using suction-cup attached time-depth recorder/VHF radio tags, we have obtained the first diving data on northern bottlenose whales, the first such data on any species within the family Ziphiidae. Two deployments in 1997 on northern bottlenose whales in a submarine canyon off Nova Scotia demonstrated their exceptional diving ability, with dives approximately every 80 minutes to over 800 m (maximum 1,453 m), and up to 70 minutes in duration. Sonar traces of non-tagged, diving bottlenose whales in 1996 and 1997 suggest that such deep dives were not unusual. This combined evidence leads us to hypothesise that these whales may make greater use of deep portions of the water column than any other mammal so far studied. Many of the recorded dives of the tagged animals were to, or close to, the sea floor, consistent with benthic or bathypelagic foraging. A lack of correlation between dive times and surface intervals suggests that the dives were predominately aerobic.

1. INTRODUCTION

Beaked whales (the Ziphiidae) are one of the least known mammalian groups. All beaked whales are considered to be deep divers, based predominantly on their deep-water distribution and long dive times (Mead 1989a), but there is little direct evidence of dive depths to support this claim (Schreer & Kovacs 1997).

There has been some speculation that the northern bottlenose whale (*Hyperoodon ampullatus*) may be one of the deepest and longest diving mammals (Benjaminsen & Christensen 1979; Gray 1882). Ohlin (1893) reported seeing 500 fathoms (900 m) of line taken out by a harpooned bottlenose whale in less than two minutes, while Gray (1882) reported that harpooned animals remained submerged for two hours and came to the surface "as fresh as if they had never been away." Ohlin (1893) also reported the possibility of benthic feeding, based on the presence of sea stars (Echinoderms) in the stomachs of some animals and mud on the beaks of others. However, dive profiles have not previously been obtained for this or any other species of beaked whale. Here we present the first detailed information on the diving behaviour of beaked whales, based primarily on

deployments of time-depth recorders on two northern bottlenose whales in the Gully, a submarine canyon off the coast of Nova Scotia.

2. METHODS

Fieldwork was conducted between June and August in 1996 to 1998 from a 13 m auxiliary sailboat in the Gully, 370 km east of Halifax, Nova Scotia (approximate position: 43°N, 59°W). Northern bottlenose whales are consistently found in this canyon and have been studied there since 1988 (Whitehead *et al.* 1997a, b). Differentiating adult males from adult females in the field was based on their sexual dimorphism in size and head shape (Gray 1882; Mead 1989b).

Suction-cup attached tags were deployed on free-swimming whales using a crossbow (Baird 1998). Each tag contained a time-depth recorder (TDR) and a VHF radio-transmitter, and floated upon release from the whale. TDRs were built by Wildlife Computers, Redmond, WA (tag #1) and by AGO Environmental Electronics Ltd, Victoria, BC (tag #2). Tag #1 recorded depth (every 1 s at 4 m accuracy) and velocity (every 5 s), while tag #2 recorded only depth (every 15 s at 20 m accuracy). Upon recovery of the tags, data were downloaded into a PC for analyses. Depth sensors of tags were calibrated both before and after tag deployments. The velocity sensor of tag #1 was based on rotation of a paddle wheel.

Drift in the depth values for tag #1 were corrected using the software 'Zero-Offset Correction v. 1.26' (Wildlife Computers), and data were then processed using 'Dive-Analysis v. 4.08' (Wildlife Computers), to produce summary statistics for each dive. Depth values from tag #2 were imported into Excel (Microsoft) and drift was corrected by eye and using surfacing data (the times when radio-signals were audible). These data were then processed using macros written by SKH, adhering to the same principles as those used by 'Dive-Analysis.'

In addition to the time-depth recorder study, we used a hull-mounted fish-finding sonar system (Furuno Model CH-14; 60 MHz) set at a range of 600 m to track non-tagged whales as they dived. Sonar recordings were taken when there were no other whales in the immediate area. The research vessel was maneuvered above the position where the whale began its dive, approximating the whale's speed and heading. When speed and direction were judged correctly, an echo from the whale was received on the sonar, usually within a minute of the whale having left the surface. Once this was achieved, we would attempt to maintain the echo on screen during the whale's descent by observing changes in the sonar image and consequently maneuvering the boat in that direction. When we lost the echo on screen, a still photograph was taken to record the trace. These photographs were later digitised (Calcomp Drawing Board) and the differences in depth and time between the start and end positions of the dive descent were used to calculate the descent rate of the whale.

One possible error affecting the measurement of dive depths using this method was caused by the 15° vertical beamwidth. This could cause an image to be displayed when the whale was at 7.5° off the vertical plane, i.e., not directly under the research vessel. The maximum

error incurred by this is $((1 - \cos 7.5^\circ)/\cos 7.5) = 0.9\%$ (c.f. Papastavrou *et al.* 1989). Depth values could therefore be slightly underestimated in some cases, resulting in a maximum of 0.8% underestimation in descent rate.

3. RESULTS

Attempts to deploy the tags were made 84 times during 30 days between 1996 and 1998, with five successful tag attachments. Tags were recovered in three of these attachments and the data from two were successfully downloaded. The deployment in 1996 of a 500 m TDR (rated for less than the diving capacity of these whales) resulted in TDR failure, and VHF transmitter failure was probably responsible for one or both of the losses at sea in 1998. The first successful data recovery was from a tag (#1) deployed at 15:41 on 9/7/1997, on an adult female-sized whale ("individual 1") in a group of five animals, including one infant and one juvenile-sized whale. Individual 1 was observed with the juvenile and infant during all of its surfacings. The tag fell off after 2 h 33 min during a bout of high-speed swimming, twenty minutes after two groups joined (total 8 whales). The second successful data recovery was from a tag (#2) deployed at 14:56 on 24/8/1997 on a sub-adult sized whale ("individual 2"), in a group of three animals. This tag fell off after 27 h 56 min, at which time individual 2 was in a group of five animals.

A total of 56 sonar recordings were obtained over 20 days during 1996 and 1997. Forty-seven of these contained a trace of a single whale, however nine showed two whale traces, resulting in a total of 65 traces.

Reactions of the whales to tag deployment appeared to be minimal, generally consisting of a flinch and a fast but shallow dive. Velocity data from individual 1 was high for two minutes after tag deployment (although the same velocity was observed later during apparently normal behaviour), then dropped to levels maintained throughout the majority of the tag attachment (figure 1). In general, bottlenose whales showed no obvious reaction to the research vessel when under power beyond distances of 15 - 20 m, and distances greater than this were maintained for the majority of the tag attachments. There was also no apparent difference in the surface behaviour of whales when the sonar system was transmitting (S. Al-Omari, unpublished data).

We considered the whales to be "diving" when the maximum dive depth was greater than 40 m (corresponding to twice the depth resolution of tag #2). Both tagged whales spent similar proportions of their time diving (70% and 62% respectively for individuals 1 and 2) and both spent similar proportions of dives at greater than 85% of maximum depth, indicating general consistency in dive shape (figure 2, table 1). Dives fell into two discrete types based on the bimodal distribution of the cumulative time spent in dives of different durations (not shown). A k-means cluster analysis of standardised variables (dive duration, maximum depth, bottom time, ascent and descent rates) also verified these groupings. These two types could generally be considered as "short duration and shallow" and "long duration and deep" (table 1).

The average depth of dives of individual 2 in the long duration cluster was 1,065 m ($n = 22$, range 493 - 1,453 m), while only one dive of individual 1 to 852 m was classified in this category (table 1). Using all dives, there was a strong relationship between the maximum depth of a dive and the duration of that dive (Pearson correlations: individual 1, $r = 0.943$, $p < 0.001$; individual 2, $r = 0.930$, $p < 0.001$). Dive duration was not significantly correlated with the following surface interval for either whale (Pearson correlations: individual 1, $r = -0.004$, $p = 0.993$; individual 2, $r = -0.126$, $p = 0.4$). Furthermore, even when recovery time is assumed to include all time between deep dives (including time spent on shallow dives), there was no significant relationship (Pearson correlation: individual 2, $r = 0.134$, $p = 0.572$).

Over all dives, average descent rates were not significantly different from average ascent rates (paired t-test, individual 1, $p = 0.16$; individual 2, $p = 0.38$). However, the long dives of individual 2 had significantly faster descent rates (mean 1.32 m/s) than ascent rates (mean 1.11 m/s; paired t-test, $p = 0.026$, table 1). Descent and ascent rates were found to vary with depth during deep dives, such that descent rates showed a general deceleration with depth (ANOVA, $p < 0.001$), while ascent rates were relatively constant overall but appeared to show a slight (but non-significant) deceleration in the final 250 m before reaching the surface (figure 3). The difference between descent and ascent rates was only found to be significant between the initial descent (mean 1.96 m/s) and the final ascent (mean 1.29 m/s) in the top 250 m (paired t-test, $p = 0.005$, $n = 16$; figure 3). Average descent rate and average ascent rate were found to be correlated with the depth of dive (Pearson correlations: individual 2, descent $r = 0.72$, $p < 0.001$, $n = 48$, ascent $r = 0.57$, $p < 0.001$, $n = 47$), with a trend for both to increase with increasing dive depth. When this analysis was restricted to deep dives, only descent rate was significantly correlated with depth of the dive (Pearson correlation: individual 2, $r = 0.431$, $p = 0.045$, $n = 22$); neither overall ascent rate and nor the final ascent rate (during the final 250 m) showed any correlation with dive depth.

The deepest sonar trace observed was to approximately 550 m, which was almost the limit of the sonar range used (600 m). Although most traces were lost before this depth, no traces were observed to level out (suggesting that these represented the initial descent of deep dives). The sonar dive traces (of greater than 80 m descent) showed a mean descent rate of 1.87 m/s (s.d. 0.35, range 1.12 to 3.03, $n = 23$). The average start and end depths for these traces were 150 m and 340 m. This is comparable to the descent rates during the same depth range for long deep dives (individual 1: 2.45 m/s; individual 2: mean 2.04 m/s, s.d. 0.75), but is much greater than the descent rates observed for short shallow dives (figure 4).

Accurate determination of sea-floor depths at locations of tagged whales was problematic, due to steep gradients in bottom depth in the submarine canyon. However, when the research vessel was close to the tagged animals, the maximum bottom depth was approximately 1,500 m. Individual 1 was observed to move into shallower waters (750 m) just prior to the tag falling off and thus the final dive of 852 m may have been to, or close to, the sea floor (figure 1). The maximum depth of the canyon between the tag deployment and recovery site for individual 2 was also 1,500 m. Given the dramatic changes in sea-floor

depth changes over short horizontal distances, it seems likely that individual 2 was diving close to, or to, the sea floor for many of the dives recorded (figure 2).

Eleven of the sonar recordings showed more than one trace of a whale within the same recording. Of these, two recordings showed one animal descending while another animal was stationary or moving slowly horizontally just under the water surface, five showed one animal descending and then approximately a minute "behind" this, a second animal descending. Four of the sonar recordings showed two traces within 20 m or a few seconds of each other at depths of between 150 and 300 m.

4. DISCUSSION

These results show that bottlenose whales are capable of diving to great depth and that they may do so on a regular basis. Individual 2 dived approximately every 80 min to depths of greater than 800 m and at times as deep as 1,450 m; the dives of individual 1 showed a similar profile, with one dive to 852 m during the 153 min deployment (figure 2, table 1). Descent rates calculated from sonar dive traces of non-tagged whales appeared to be more similar to the descent rates of deep dives than those of shallow dives of the tagged animals (figure 4). This provides some support for the hypothesis that such deep diving recorded by the TDRs was not unusual, and that the dive parameters obtained using tag deployments are probably a reasonable representation of the diving behaviour of this species in the Gully region.

Other marine mammals have only occasionally been recorded to dive to similar depths. The deepest depths documented using time-depth recorders or acoustic transponder tags have been from a northern elephant seal (*Mirounga angustirostris*) diving to 1,500 m (DeLong & Stewart 1991), a southern elephant seal (*Mirounga leonina*) diving to 1,200 m (Hindell *et al.* 1991), a sperm whale (*Physeter macrocephalus*) possibly diving to 2,000 m (Watkins *et al.* 1993), and narwhals (*Monodon monoceros*) on occasion diving to depths greater than 1,000 m (Heide-Jorgensen & Dietz 1995). Regardless, maximum depths ever recorded are not good representations of normal diving behaviour, and discussion of routine dive depths is more useful (Kooyman & Ponganis 1997; Schreer & Kovacs 1997). Routine dive depths for these deep-diving species have been reported as 400-600 m for sperm whales (Papastavrou *et al.* 1989; Watkins *et al.* 1993), and 350-700 m for northern and southern elephant seals (Le Boeuf *et al.* 1988; DeLong & Stewart 1991; Hindell *et al.* 1991). The regularity of dives of northern bottlenose whales to depths in excess of 800 m (figure 2) exceeds the recorded frequencies of dives to such depths for other mammals recorded thus far.

The area in which the whales were tagged is a submarine canyon, which varies in depth dramatically over a few kilometres (Hooker *et al.* 1999). It is likely that the deeper dives recorded were often to, or near to, the sea floor. The diet of northern bottlenose whales is thought to be primarily the squid *Gonatus fabricii* (Benjaminsen & Chirstensen 1979; Clarke & Kristensen 1980; Lick & Piatkowski 1998), although its congener *Gonatus steenstrupi* is more likely to be found in the Gully (Kristensen 1981). Mature *Gonatus* in the North Atlantic live at the sea-floor on continental slopes (Kristensen 1984; Moiseev 1991)

and have recently been observed to spawn at depths of approximately 1,000 m (Bjorke *et al.* 1997). Unfortunately the squid biota of the Gully is not well known, but the dive depths observed here are consistent with what is known of the vertical distribution of the genus *Gonatus*. The lack of any distinct bursts of speed at depth (figure 1) tend to suggest that these whales may forage in a fairly passive manner, consistent with recent suggestions of suction-feeding in beaked whales (Heyning & Mead 1996). The observation of more than one trace on some of the sonar images suggests that at least some of the spatial cohesion and co-ordination shown by groups at the surface (pers. obs.) may be retained during dives.

The lack of correlation between dive duration and surface time suggests that these whales are not reaching their aerobic dive limit (ADL) (Boyd 1997; Kooyman & Ponganis 1998; Kooyman *et al.* 1980). Based on their large body size and the low velocities exhibited during diving (figure 1), it seems likely that the ADL for these whales is quite high (Kooyman & Ponganis 1998; Williams *et al.* 1991). It has been suggested that the shorter, shallower dives between long, deep dives may also function for recovery (Castellini *et al.* 1988; Kooyman *et al.* 1992), but a relationship between dive duration and such an extended recovery period was not observed here, although small sample size may have prohibited the detection of such a relationship.

The effects of pressure on diving mammals are most dangerous during ascent, when the decrease in pressure may cause either decompression sickness (the bends), or shallow-water blackout, a reduced concentration of oxygen in the arteries resulting in a decrease in the amount of oxygen reaching the brain (Kooyman 1988, 1989; Kooyman & Ponganis 1997). Relative pressure changes are greatest near the surface and the slight decrease in ascent rate shown by northern bottlenose whales during the final phase of ascent could potentially be a response to this. Martin and Smith (1992) also observed a decrease in ascent rate of beluga whales (*Delphinapterus leucas*) within 140 m of the surface and suggested that this might serve a physiological function, reducing the rate at which gas bubbles appear in the blood or tissues. Deep-diving pinnipeds such as elephant seals show the opposite trend, i.e., an increase in ascent rates near the surface (e.g., Fletcher *et al.* 1996) although ascent rate was found to be less flexible than the descent rate to experimental changes in buoyancy (Webb *et al.* 1998).

Our data are based on only two TDR deployments and a small sample of sonar dive traces, and clearly more data are needed on the diving behaviour of this and other species of beaked whales to further substantiate these results. However, from the data presented here, it appears that bottlenose whales may make regular dives to greater depths than any other diving mammal yet studied.

This work was funded by research and equipment grants from the Natural Sciences and Engineering Research Council of Canada (NSERC) and WWF-Canada to Hal Whitehead. S.K.H. was supported by a Canadian Commonwealth Scholarship. R.W.B. received a research grant from the Free-Willy Keiko Foundation and was supported by an NSERC post-doctoral fellowship. Many thanks to all crew members of *Balaena* for assistance in the field, and to W.D. Bowen, H. Whitehead and several anonymous reviewers for comments on various versions of the manuscript.

REFERENCES

- Baird, R. W. 1998 Studying diving behavior of whales and dolphins using suction-cup attached tags. *Whalewatcher* **31** (1), 3-7.
- Benjaminsen, T. & Christensen, I. 1979 The natural history of the bottlenose whale, *Hyperoodon ampullatus*. In *Behaviour of Marine Animals: current perspectives in research* (ed. H. E. Winn & B. L. Olla), pp. 143-164. NY-London: Plenum Press.
- Bjorke, H., Hansen, K. & Sundt, R. C. 1997 Egg masses of the squid *Gonatus fabricii* (Cephalopoda, Gonatidae) caught with pelagic trawl off northern Norway. *SARSIA* **82**, 149-152.
- Boyd, I. L. 1997 The behavioural and physiological ecology of diving. *TREE* **12**, 213-217.
- Castellini, M. A., Davis, R. W. & Kooyman, G. L. 1988 Blood chemistry regulation during repetitive diving in Weddell seals. *Physiol. Zool.* **61**, 379-386.
- Clarke, M. R. & Kristensen, T. K. 1980 Cephalopod beaks from the stomachs of two northern bottlenosed whales (*Hyperoodon ampullatus*). *J. mar. biol. Ass. U.K.* **60**, 151-156.
- DeLong, R. L. & Stewart, B. S. 1991 Diving patterns of northern elephant seal bulls. *Mar. Mamm. Sci.* **7**, 369-384.
- Fletcher, S., Le Boeuf, B. J., Costa, D. P., Tyack, P. L. & Blackwell, S. B. 1996 Onboard acoustic recording from diving northern elephant seals. *J. Acoust. Soc. Am.* **100**, 2531-2539.
- Gray, D. 1882 Notes on the characteristics and habits of the bottlenose whale (*Hyperoodon rostratus*). *Proc. Zool. Soc. Lond.* **1882**, 726-731.
- Heide-Jorgensen, M. P. & Dietz, R. 1995 Some characteristics of narwhal, *Monodon monoceros*, diving behaviour in Baffin Bay. *Can. J. Zool.* **73**, 2120-2132.
- Heyning, J. E. & Mead, J. G. 1996 Suction feeding in beaked whales: morphological and observational evidence. *L.A. County Museum Contributions in Science* **464**, 1-12.
- Hindell, M. A., Slip, D. J. & Burton, H. R. 1991 The diving behaviour of adult male and female southern elephant seals, *Mirounga leonina* (Pinnipedia: Phocidae). *Aust. J. Zool.* **39**, 595-619.
- Hooker, S. K., Whitehead, H. & Gowans, S. 1999. Marine protected area design and the spatial and temporal distribution of cetaceans in a submarine canyon. *Cons. Bio.*, in press.
- Kooyman, G. L. 1988 Pressure and the diver. *Can. J. Zool.* **66**, 84-88.
- Kooyman, G. L. 1989 *Diverse divers*. Berlin: Springer-Verlag.
- Kooyman, G. L. & Ponganis, P. J. 1997 The challenges of diving to depth. *Amer. Sci.* **85**, 530-539.
- Kooyman, G. L. & Ponganis, P. J. 1998 The physiological basis of diving to depth: birds and mammals. *Annu. Rev. Physiol.* **60**, 19-32.
- Kooyman, G. L., Wahrenbrock, E. A., Castellini, M. A., Davis, R. W. & Sinnett, E. E. 1980 Aerobic and anaerobic metabolism during voluntary diving in Weddell seals: evidence of preferred pathways from blood chemistry and behavior. *J. Comp. Physiol.* **138**, 335-346.
- Kooyman, G. L., Cherep, Y., Le Maho, Y., Croxall, J. P., Thorson, P. H., Ridoux, V. & Kooyman, C. A. 1992 Diving behavior and energetics during foraging cycles in king penguins. *Ecological Monographs* **62**, 143-163.

- Kristensen, T. K. 1981 The genus *Gonatus* Gray, 1849 (Mollusca: Cephalopoda) in the North Atlantic. A revision of the North Atlantic species and description of *Gonatus steenstrupi* n. sp. *Steenstrupia* 7, 61-99.
- Kristensen, T. K. 1984 Biology of the squid *Gonatus fabricii* (Lichtenstein, 1818) from West Greenland waters. *Meddr. Gronland, Biosci.* 13, 1-20.
- Le Boeuf, B. J., Costa, D. P., Huntley, A. C. & Feldkamp, S. D. 1988 Continuous, deep diving in female northern elephant seals, *Mirounga angustirostris*. *Can. J. Zool.* 66, 446-458.
- Lick, R. & Piatkowski, U. 1998 Stomach contents of a northern bottlenose whale (*Hyperoodon ampullatus*) stranded at Hiddensee, Baltic Sea. *J. mar. biol. Ass. U.K.* 78, 643-650.
- Martin, A. R. & Smith, T. G. 1992 Deep diving in wild, free-ranging beluga whales, *Delphinapterus leucas*. *Can. J. Fish. Aquat. Sci.* 49, 462-466.
- Mead, J. G. 1989a Beaked whales of the genus *Mesoplodon*. In *Handbook of Marine Mammals* (ed. S. H. Ridgway & R. Harrison), pp. 349-430. London: Academic Press.
- Mead, J. G. 1989b Bottlenose whales *Hyperoodon ampullatus* (Forster, 1770) and *Hyperoodon planifrons* Flower, 1882. In *Handbook of marine mammals* (ed. S. H. Ridgway & R. Harrison), pp. 321-348. London: Academic Press.
- Moiseev, S. I. 1991 Observation of the vertical distribution and behavior of nektonic squids using manned submersibles. *Bull. Mar. Sci.* 49, 446-456.
- Ohlin, A. 1893 Some remarks on the bottlenose-whale (*Hyperoodon*). *Lunds Univ. Arsskr.* 29, 1-13 + 1 plate.
- Papastavrou, V., Smith, S. C. & Whitehead, H. 1989 Diving behaviour of the sperm whale, *Physeter macrocephalus*, off the Galapagos Islands. *Can. J. Zool.* 67, 839-846.
- Schreer, J. F. & Kovacs, K. M. 1997 Allometry of diving capacity in air-breathing vertebrates. *Can. J. Zool.* 75, 339-358.
- Watkins, W. A., Daher, M. A., Fristrup, K. M., Howald, T. J. & Notarbartolo-di-Sciara, G. 1993 Sperm whales tagged with transponders and tracked underwater by sonar. *Mar. Mamm. Sci.* 9, 55-67.
- Webb, P. M., Crocker, D. E., Blackwell, S. B., Costa, D. P. & Le Boeuf, B. J. 1998 Effects of buoyancy on the diving behaviour of northern elephant seals. *J. Exp. Biol.* 201, 2349-2358.
- Whitehead, H., Faucher, A., Gowans, S. & McCarrey, S. 1997a Status of the northern bottlenose whale, *Hyperoodon ampullatus*, in the Gully, Nova Scotia. *Can. Field-Nat.* 111, 287-292.
- Whitehead, H., Gowans, S., Faucher, A. & McCarrey, S. W. 1997b Population analysis of northern bottlenose whales in the Gully, Nova Scotia. *Mar. Mamm. Sci.* 13, 173-185.
- Williams, T. M., Kooyman, G. L. & Croll, D. A. 1991 The effect of submergence on heart rate and oxygen consumption of swimming seals and sea lions. *J. Comp. Physiol. B* 160, 637-644.

Table 1. Values of dive variables for short and long-duration dives for each individual (mean (s.d.) and range are shown for all categories except the single deep dive of individual #1, for which the recorded values are shown)

dive-type	individual	n	duration (min)	max. depth (m)	time at depth > 85% max. depth (min)	descent rate (m/s)	ascent rate (m/s)	percentage of dive at 85% max. depth
short, shallow	1	7	11.2 (3.9) 6.0 - 16.23	166 (93) 96 - 332	3.2 (2.5) 1.3 - 8.58	0.73 (0.21) 0.45 - 1.10	0.56 (0.34) 0.30 - 1.30	27.5 (14.4) 14.9 - 58.0
	2	26	8.83 (3.39) 1.75 - 15.5	108 (65) 41 - 257	2.76 (1.85) 0.25 - 7.00	0.61 (0.43) 0.21 - 2.13	0.67 (0.36) 0.12 - 1.36	30.1 (13.2)
long, deep	1	1	29.5	852	7.0	1.93	0.80	23.8
	2	22	37.0 (9.4) * 25.25 - 70.5	1060 (273) 493 - 1453	9.7 (3.1) 5.0 - 17.0	1.33 (0.32) 0.60 - 1.93	1.11 (0.36) * 0.46 - 1.78	27.4 (10.6) 11.6 - 50.8

*Although there were 22 long-duration dives recorded for individual 2, the last dive has not been included in some calculations, since the tag fell off part way through the dive, while the animal was ascending.

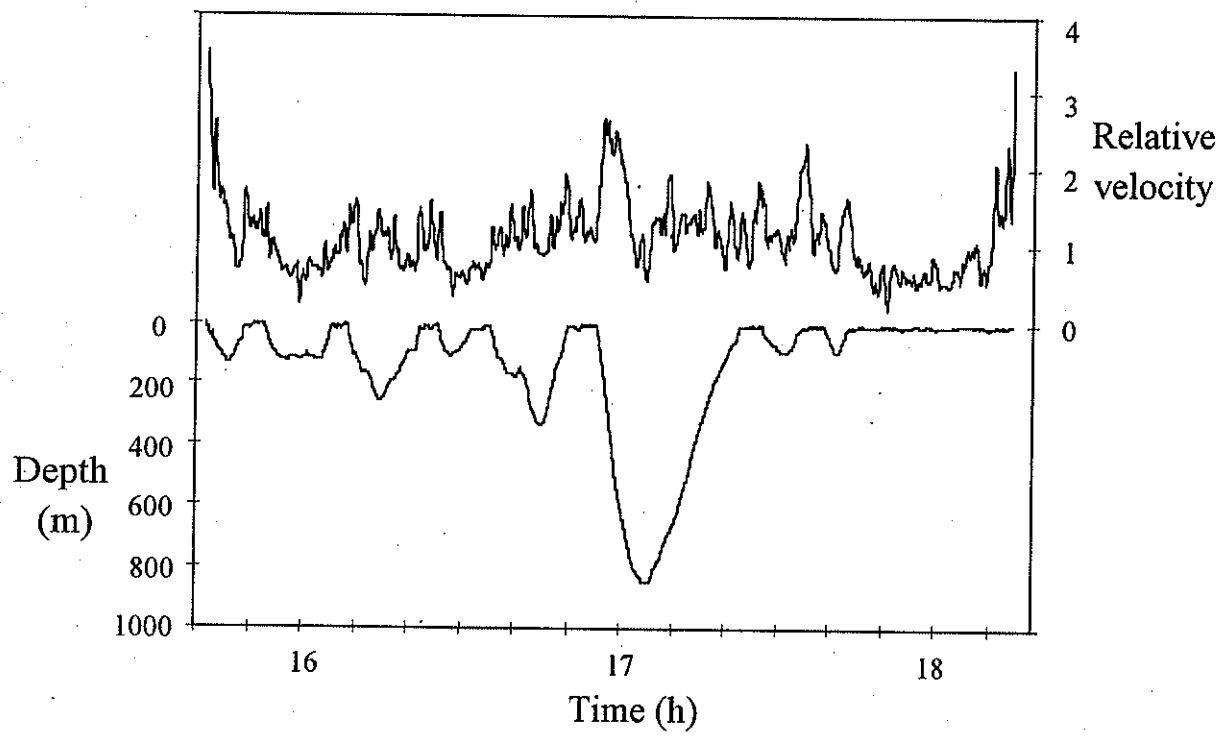
Figure Captions

Figure 1. Dive and velocity profiles for individual 1. The lower graph shows depth (m) while the upper graph shows relative velocity (uncalibrated) over the same time period.

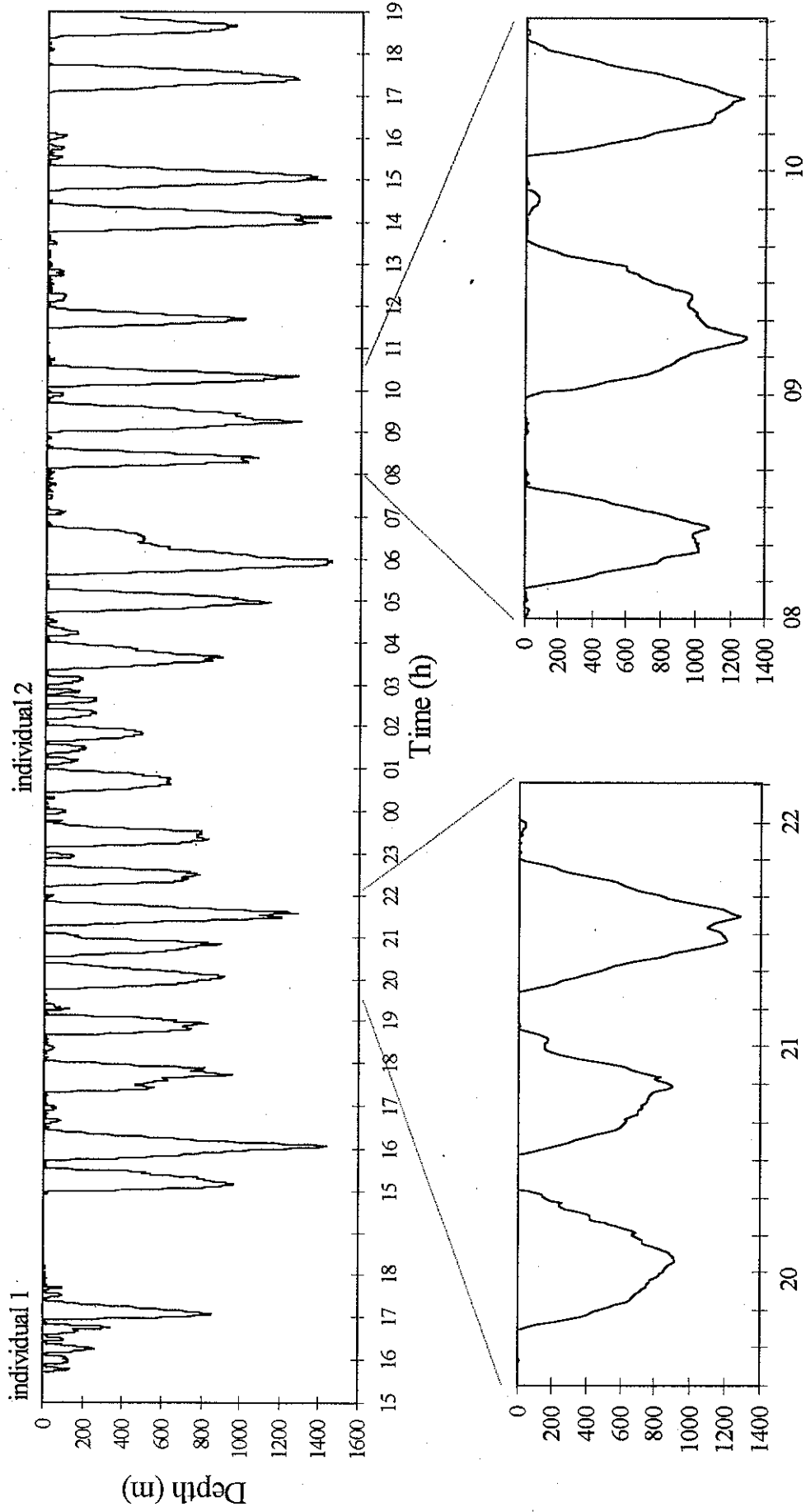
Figure 2. Dive profiles for individual 1 (2.5 hours) and individual 2 (28 hours) showing regular dives to depths exceeding 800 m. The time scale is expanded for two sections of the dive profile of individual 2 in order to show dive shape in greater detail (to same scale as shown in figure 1).

Figure 3. Variation in descent rate (—) and ascent rate (- - -) calculated over 200 m depth intervals during deep dives. Average descent and ascent rates (\pm s.e.) are shown for descents between 50 m and 850 m for dives to greater than 850 m.

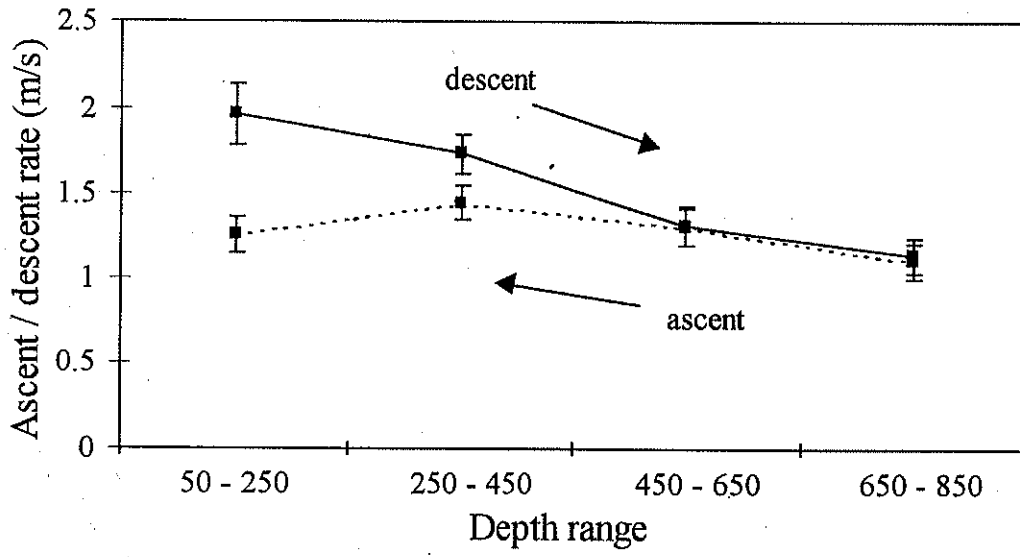
Figure 4. Boxplot comparison of the initial descent rates of dives. Long, deep dives and short, shallow dives are shown for individual 1 and individual 2. This shows that rates recorded for sonar dive traces of non-tagged whales are more comparable to the initial descent rates of deep dives than the descent rates of shallow dives. Box plot shows the median (centre line), the upper and lower quartiles (edges of the box), the range (ends of the bars or symbols); * shows outlier further than 1.5 x interquartile range from either quartile, ° shows outlier further than 3 x interquartile range from either quartile.



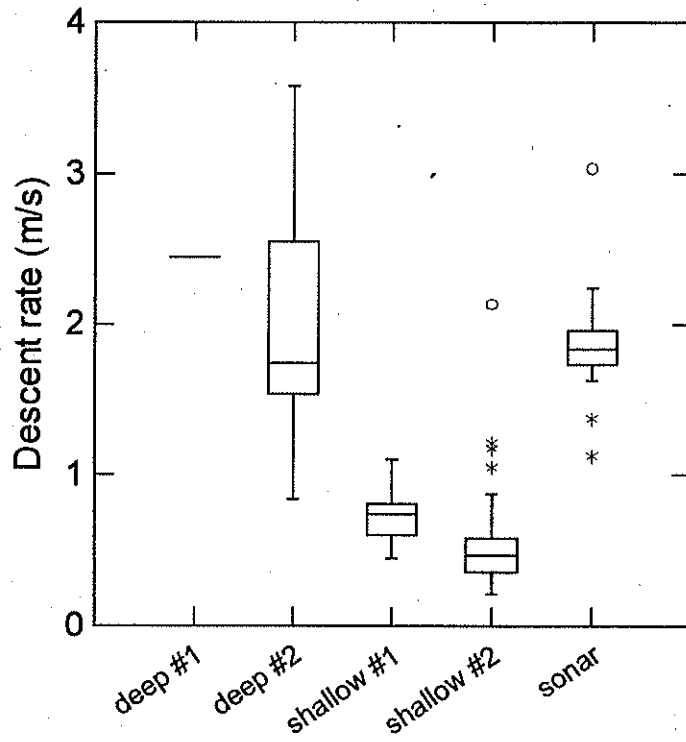
Hooker and Baird - Figure 1



Hooker and Baird - Figure 2



Hooker and Baird - Figure 3



Hooker and Baird - Figure 4